

Record a video on **Android**

Log in to the app with your email and password. Don't have a login?
Contact your account administrator.

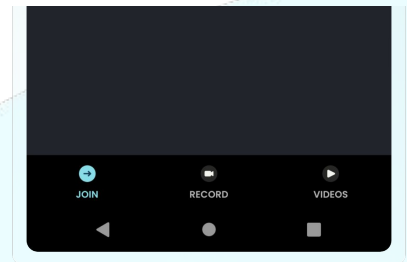


Scan to download
Socialive for Android

1

Go to the “record” tab

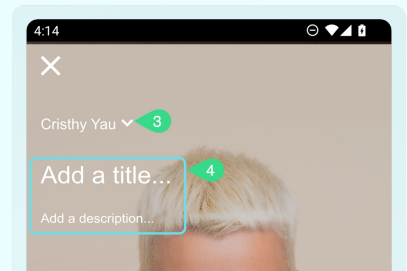
Tap the Record Internally button. Allow any permissions for accessing camera, microphone and media.



2

Prepare

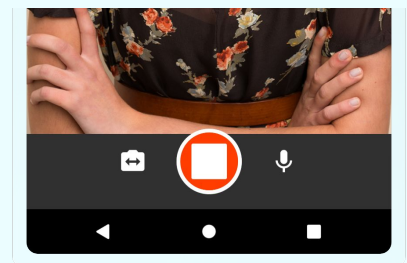
Add a descriptive title, select the front or back camera, and center your subject in the camera field.



3

Begin your recording

Tap the circular recording button to start. When finished press the rectangle button to stop.



4

Monitor the upload progress

Your video will begin uploading as soon as you stop recording. Tap “in progress” to view the status. Tap the Videos tab to watch your video.

